


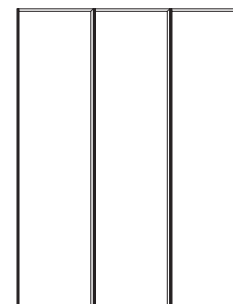


YORK 60"

DESCRIPTION: Step **TEXTURE:** Limestone surface with chiseled edges

Specifications per pallet	Imperial	Metric
 Product dimension (L×D×H)	60 × 15 × 6	1 524 × 381 × 152
Cubing	6 units	6 units
6 units / pallet	Linear coverage per pallet	30 lin. ft / 9.14 lin. m
Approx. Weight	2 649 lbs	1 202 kg
Number of rows	2	
Linear coverage per row	15 lin. ft	4.57 lin. m

Pallet Overview




Rock Garden Brown

Limestone surface
with chiseled edges



Riviera

Limestone surface
with chiseled edges



NOTES

See page 6 for icons description.

York is a single sided step chiseled on 3 sides.

*For an authentic look, each color option is composed of a variety of darker & lighter tones. Natural ingredients such as granite are present within the recipe to allow for a range in tones, veining and textures from one stone to another.


To achieve a natural appearance, product dimensions can vary $\pm \frac{3}{16}$ " (5 mm) for height and $\pm \frac{1}{2}$ " (13 mm) for length and width.


Please note that for barefoot walking areas (e.g. pool deck) dark-colored paving units could get very hot under the sun.




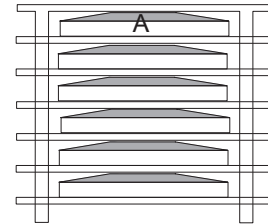
YORK Pillar Caps

DESCRIPTION: Cap double-sided **TEXTURE:** Klean-Bloc Brushed Limestone surface with chiseled edges

28" x 28"		Imperial	Metric
 6 units / pallet	Specifications per pallet		
	Product dimension (L x D x H)	28 ¾ x 28 ¾ x 3 ½	730 x 730 x 89
	Cubing	6 units	6 units
	Approx. Weight	1 440 lbs	653 kg
	Number of rows	6	

32" x 32"		Imperial	Metric
 6 units / pallet	Specifications per pallet		
	Product dimension (L x D x H)	32 x 32 x 3 ½	813 x 813 x 89
	Cubing	6 units	6 units
	Approx. Weight	1 727 lbs	783 kg
	Number of rows	6	

Pallet Side View - 28" and 32"



NOTES

See page 6 for icons description.

COMPATIBLE PILLARS - YORK 28"

See page 246 for product compatibility.

COMPATIBLE PILLAR - YORK 32"

See page 246 for product compatibility.

Techo-Bloc always recommends gluing the caps with concrete adhesive to ensure stability and safety.

To achieve a natural appearance, stone dimension can vary up to ¼".

*For an authentic look, each color option is composed of a variety of darker & lighter tones. Natural ingredients such as granite are present within the recipe to allow for a range in tones, veining and textures from one stone to another.

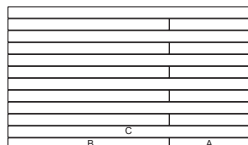
Please note that for barefoot walking areas (e.g. pool deck) dark-colored paving units could get very hot under the sun.





YORK

DESCRIPTION: Wall caps double-sided **TEXTURE:** Klean-Bloc Brushed Limestone surface with chiseled edges


Pallet Overview - 14" x 16", 14" x 32" & 14" x 48"




Pallet Overview - 14" x 48"



Klean-Bloc Brushed Limestone
Chocolate Brown
Klean-Bloc Brushed Limestone
Rock Garden Brown
Klean-Bloc Brushed Limestone
Ivory
Klean-Bloc Brushed Limestone
Riviera
Klean-Bloc Brushed Limestone
Onyx Black

14" x 16" 14" x 32" 14" x 48"		Imperial	Metric
Specifications per pallet			
A	 Product dimension (L x D x H) A	16 x 14 x 2 1/4	406 x 356 x 57
	6 units / pallet		
	B	Product dimension (L x D x H) B	32 x 14 x 2 1/4
	6 units / pallet		813 x 356 x 57
	C	Product dimension (L x D x H) C	48 x 14 x 2 1/4
	6 units / pallet		1 219 x 356 x 57
	Cubing	48 lin. ft	14.63 lin. m
	Approx. Weight	1 597 lbs	724 kg
	Number of rows	1	
	Linear coverage per pallet	48 lin. ft	14.63 lin. m

14"x48"		Imperial	Metric
Specifications per pallet			
	 Product dimension (L x D x H)	48 x 14 x 2 1/4	1 219 x 356 x 57
	12 units / pallet		
	Cubing	48 lin. ft	14.63 lin. m
	Approx. Weight	1 582 lbs	718 kg
	Number of rows	1	
	Linear coverage per unit	4 lin. ft	1.22 lin. m

NOTES

See page 6 for icons description.

COMPATIBLE WALLS

See page 246 for product compatibility.

Palletized upright.

Techo-Bloc always recommends gluing the caps with concrete adhesive to ensure stability and safety.

To achieve a natural appearance, stone dimension can vary up to 1/4".

Metric measures are approximate.

■ Double sided unit with finished texture at one end

*For an authentic look, each color option is composed of a variety of darker & lighter tones. Natural ingredients such as granite are present within the recipe to allow for a range in tones, veining and textures from one stone to another.

Please note that for barefoot walking areas (e.g. pool deck) dark-colored paving units could get very hot under the sun.