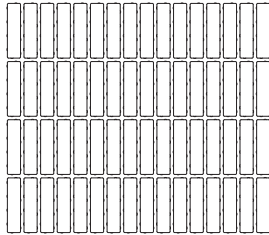


WESTMOUNT

DESCRIPTION: Paver TEXTURE: HD² Smooth

Pallet Overview



Specifications per pallet




		Imperial	Metric
Product dimension (L x W x H)		9 7/16 x 2 3/8 x 3 1/8	240 x 60 x 80
Cubing		79.36 ft²	7.37 m²
Approx. Weight		2 952 lbs	1 339 kg
Number of rows		8	
Coverage per row		9.92 ft²	0.92 m²
Lin. coverage per row	Depth	12.60 lin. ft	3.84 lin. m
	Length	50.39 lin. ft	15.36 lin. m



Merlot
HD² Smooth




Chestnut Brown
HD² Smooth



Caffé Crema
HD² Smooth

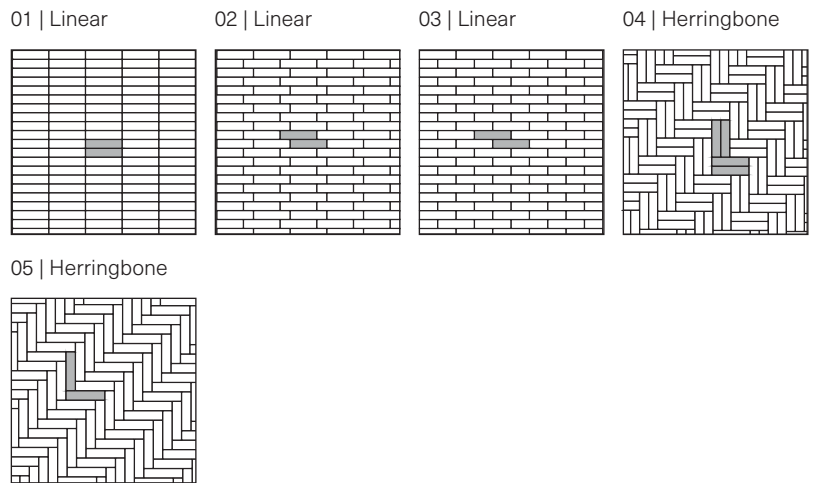


Shale Grey
HD² Smooth



Onyx Black
HD² Smooth

Laying Patterns Options



Patterns are for design inspiration only. The installer is responsible to calculate & purchase the correct amount of material.

NOTES

See page 27 for more information about applications.

See page 6 for icons description.

Please note that for barefoot walking areas (e.g. pool deck) dark-colored paving units could get very hot under the sun.