





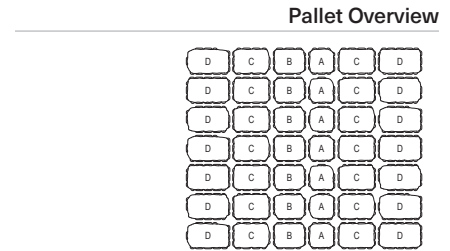


VILLAGIO

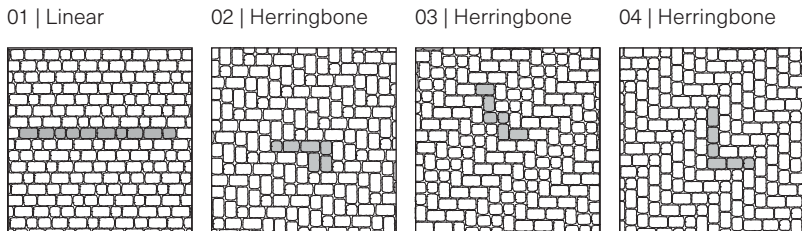
DESCRIPTION: Paver TEXTURE: Beveled



Specifications per pallet		Imperial	Metric
A	 Product dimension (L×W×H) A	5 1/8 × 5 1/8 × 2 3/8	130 × 130 × 60
	Product dimension (L×W×H) B	6 5/16 × 5 1/8 × 2 3/8	160 × 130 × 60
	Product dimension (L×W×H) C	7 5/16 × 5 1/8 × 2 3/8	185 × 130 × 60
B	 Product dimension (L×W×H) D	8 7/16 × 5 1/8 × 2 3/8	215 × 130 × 60
	Cubing	117 ft ²	10.88 m ²
	Approx. Weight	2 960 lbs	1 342 kg
C	 Number of rows	11	
	Coverage per row	10.64 ft ²	0.99 m ²
D	 Lin. coverage per row	24.94 lin. ft	7.61 lin. m



Laying Patterns Options



Patterns are for design inspiration only. The installer is responsible to calculate & purchase the correct amount of material.

NOTES

See page 6 for icons description.
 See page 27 for more information about applications.
 See page 62 to 64 for more technical information. When used in a permeable pavement application, see page 100 to 105 for more technical information.

JOINT WIDTH: 3/8" to 9/16" (9 to 15 mm)
% OF SURFACE OPENING: 8.0 %
INFILTRATION RATE: 896 in./hr (22 750 mm/hr)

The Villagio paver allows for gentle curves and winding pathways, eliminating the need for cuts.

Please note that for barefoot walking areas (e.g. pool deck) dark-colored paving units could get very hot under the sun.

