





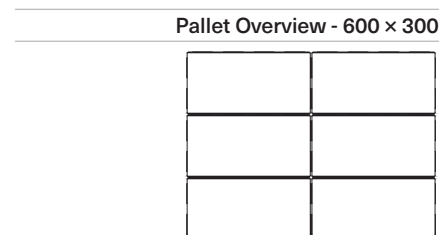
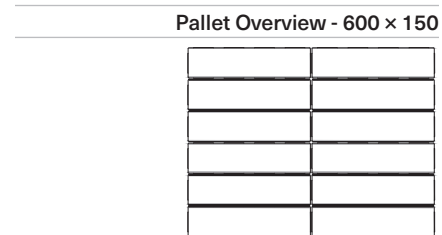
TERRAZZO

DESCRIPTION: Slab TEXTURE: Polished



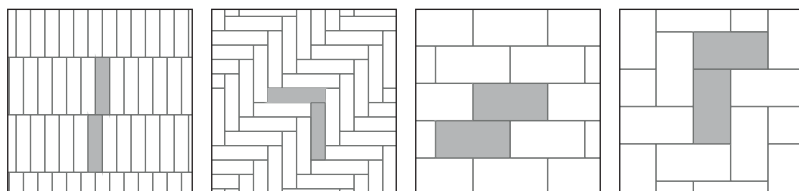
600 × 150			
Specifications per pallet		Imperial	Metric
 108 units / pallet	Product dimension (L × W × H)	23 5/8 × 5 7/8 × 2 3/8	600 × 150 × 60
	Cubing	104.63 ft ²	9.72 m ²
	Approx. Weight	3 050 lbs	1 383 kg
	Number of rows	9	
	Coverage per row	11.63 ft ²	1.08 m ²
	Lin. coverage per row	Width 5.91 lin. ft Length 23.62 lin. ft	1.80 lin. m 7.20 lin. m

600 × 300			
Specifications per pallet		Imperial	Metric
 54 units / pallet	Product dimension (L × W × H)	23 5/8 × 11 13/16 × 2 3/8	600 × 300 × 60
	Cubing	104.63 ft ²	9.72 m ²
	Approx. Weight	2 969 lbs	1 347 kg
	Number of rows	9	
	Coverage per row	11.63 ft ²	1.08 m ²
	Lin. coverage per row	Width 5.91 lin. ft Length 11.81 lin. ft	1.80 lin. m 3.60 lin. m




Laying Patterns Options

02 | Running Bond 04 | Herringbone 07 | Running Bond 08 | Herringbone



Patterns are for design inspiration only. The installer is responsible to calculate & purchase the correct amount of material.



NOTES

See page 6 for icons description.
 See page 26 for more information about applications.
 See page 34 to 36 for more technical information.
 Every unit is calibrated to ensure height is within a 1 mm tolerance.

*The Terrazzo Collection comes with a factory-applied, water-based "natural look" protectant that enhances the surface and aids in maintenance. However, to maintain its de-icing salt resistant properties, it is essential to re-apply a concrete or natural stone water-based protectant or sealer periodically.

We recommend applying the protectant as soon as you observe water absorption. If water is still repelled, re-application is not yet necessary. Always test the protectant or sealer on a small, hidden area before full application.


Please note that for barefoot walking areas (e.g. pool deck) dark-colored paving units could get very hot under the sun.



TERRAZZO

DESCRIPTION: Slab **TEXTURE:** Polished

Pallet Overview - 600 × 600



Polished **Stardust Beige**
 Polished **Mineral White**
 Polished **Moonrock Grey**
 Polished **Meteor Black**

600 × 600

Specifications per pallet



18 units / pallet

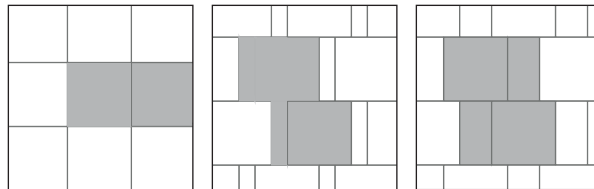
	Imperial	Metric
Product dimension (L × W × H)	23 5/8 × 23 5/8 × 2 3/8	600 × 600 × 60
Cubing	69.75 ft ²	6.48 m ²
Approx. Weight	2 060 lbs	934 kg
Number of rows	9	
Coverage per row	7.75 ft ²	0.72 m ²
Lin. coverage per row	3.94 lin. ft	1.20 lin. m

Laying Patterns Options

09 | Stack Bond

12 | Linear

13 | Linear



Patterns are for design inspiration only. The installer is responsible to calculate & purchase the correct amount of material.

NOTES

See page 6 for icons description.

See page 26 for more information about applications.

See page 34 to 36 for more technical information.

Every unit is calibrated to ensure height is within a 1 mm tolerance.

*The Terrazzo Collection comes with a factory-applied, water-based "natural look" protectant that enhances the surface and aids in maintenance. However, to maintain its de-icing salt resistant properties, it is essential to re-apply a concrete or natural stone water-based protectant or sealer periodically.

We recommend applying the protectant as soon as you observe water absorption. If water is still repelled, re-application is not yet necessary. Always test the protectant or sealer on a small, hidden area before full application.

Please note that for barefoot walking areas (e.g. pool deck) dark-colored paving units could get very hot under the sun.