





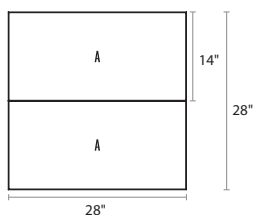
RAFFINATO 14" × 28"

DESCRIPTION: Cap double-sided TEXTURE: Smooth


90 mm		Imperial	Metric
Specifications per pallet			
 24 units / pallet	Product dimension (L×D×H)	28 × 14 × 3 5/16"	711 × 356 × 90
	Cubing	24 units	24 units
	Approx. Weight	2 783 lbs	1 262 kg
	Number of rows	8	
	Linear coverage per pallet	56 lin. ft	17.07 lin. m
	Linear coverage per row	7 lin. ft	2.13 lin. m

60 mm		Imperial	Metric
Specifications per pallet			
 24 units / pallet	Product dimension (L×D×H)	28 × 14 × 2 3/8"	711 × 356 × 60
	Cubing	24 units	24 units
	Approx. Weight	1 843 lbs	836 kg
	Number of rows	8	
	Linear coverage per pallet	56 lin. ft	17.07 lin. m
	Linear coverage per row	7 lin. ft	2.13 lin. m

By placing two units side by side, you will obtain a 28" pillar cap.



Pallet Overview - 14" × 28"



NOTES

See page 6 for icons description.

COMPATIBLE WALLS

See page 246 for product compatibility.


Please note that for barefoot walking areas (e.g. pool deck) dark-colored paving units could get very hot under the sun.



RAFFINATO 14" × 32"

DESCRIPTION: Cap double-sided TEXTURE: HD² Smooth

Pallet Overview - 14" × 32"



Specifications per pallet



24 units / pallet

	Imperial	Metric
Product dimension (L × D × H)	32 × 14 × 2 3/8	812 × 356 × 60
Cubing	63.94 lin.ft	19.49 lin.m.
Approx. Weight	2 150 lbs	975 kg
Number of rows	8	
Linear coverage per row	7.99 lin.ft	2.44 lin.m.



HD² Smooth
Chestnut Brown



HD² Smooth
Caffè Crema



HD² Smooth
Beige Cream




HD² Smooth
Champlain Grey



HD² Smooth
Greyed Nickel



HD² Smooth
Silver Granite



HD² Smooth
Shale Grey



HD² Smooth
Onyx Black

NOTES

See page 6 for icons description.

COMPATIBLE WALLS

See page 246 for product compatibility.

Please note that for barefoot walking areas (e.g. pool deck) dark-colored paving units could get very hot under the sun.