


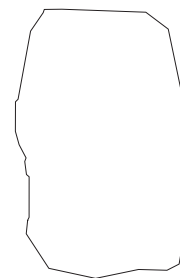


MAYA


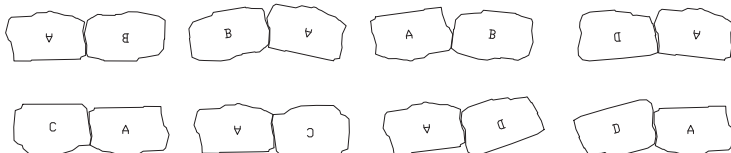
DESCRIPTION: Step TEXTURE: Slate

Specifications per pallet	Imperial	Metric
 Product dimension (L×D×H)	48 × 32 × 6	1 219 × 813 × 152
Cubing	4 units	4 units
4 units / pallet	Approx. Weight	2 550 lbs / 1 157 kg
Number of rows	4	
Coverage (Approx.)	16 lin. ft	4.88 lin. m.
Linear coverage per row (Approx.)	4 lin. ft	1.22 lin. m.

Pallet Overview



MAYA STEP PATTERNS (EXAMPLES)



NOTES

See page 6 for icons description.

*For an authentic look, each color option is composed of a variety of darker & lighter tones. Natural ingredients such as granite are present within the recipe to allow for a range in tones, veining and textures from one stone to another.

To achieve a natural appearance, product dimensions can vary $\pm \frac{3}{16}$ " (5 mm) for height and $\pm \frac{1}{2}$ " (13 mm) for length and width.

Manufactured in four different shapes that may result in an uneven distribution in the packaging. As a result, it is not guaranteed that a pallet will contain all the 4 units in different shapes.

Please note that for barefoot walking areas (e.g. pool deck) dark-colored paving units could get very hot under the sun.