






INDUSTRIA Slab

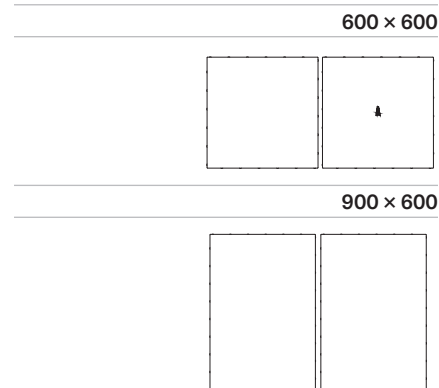
DESCRIPTION: Slab **Texture:** HD² Smooth, HD² Granitex or HD² Polished



HD ² SMOOTH AND HD ² GRANITEX			
600 × 600		Imperial	Metric
	Product dimension (L × W × H)	23 7/8 × 23 7/8 × 2 3/8	600 × 600 × 60
	Cubing	85.25 ft ²	7.92 m ²
	Approx. Weight	2 432 lbs	1 103 kg
	Number of rows	11	
	Coverage per row	7.75 ft ²	0.72 m ²
	Lin. coverage per row	3.94 lin. ft	1.20 lin. m

900 × 600			
900 × 600		Imperial	Metric
	Product dimension (L × W × H)	35 7/8 × 23 7/8 × 2 3/8	900 × 600 × 60
	Cubing	127.88 ft ²	11.88 m ²
	Approx. Weight	3 622 lbs	1 643 kg
	Number of rows	11	
	Coverage per row	11.63 ft ²	1.08 m ²
	Lin. coverage per row	Depth: 3.94 lin. ft Length: 5.91 lin. ft	1.20 lin. m 1.80 lin. m

HD ² POLISHED			
600 × 600		Imperial	Metric
	Product dimension (L × W × H)	23 7/8 × 23 7/8 × 2 3/8	600 × 600 × 55
	Cubing	85.25 ft ²	7.92 m ²
	Approx. Weight	2 432 lbs	1 103 kg
	Number of rows	11	
	Coverage per row	7.75 ft ²	0.72 m ²
	Lin. coverage per row	3.94 lin. ft	1.20 lin. m



NOTES

See page 6 for icons description.

See page 26 for more information about applications.

See page 34 to 36 for more technical information.

Allowable load Capacity of slab on pedestal set (including a safety factor of 2): 1441 lb (653 kg)

Please note that for barefoot walking areas (e.g. pool deck) dark-colored paving units could get very hot under the sun.

HD² Polished and HD² Granitex is made-to-order, minimum order of 500 sq. ft. Deposit required.

See page 22 for list of In-Stock or On order colors for all items of Industria Collection.

EXPANDING DESIGN HORIZONS WITH LIVEABLE ROOFTOPS.

COOL ROOF

High Solar Reflectivity

LENGTHENS ROOF LIFE SPAN

Protects the waterproofing membrane from UV rays and accidental perforations.

EASY ACCESS FOR MAINTENANCE

When installed on pedestals, INDUSTRIA slab can be moved for roof system maintenance.