





BOREALIS Wall

DESCRIPTION: Wall TEXTURE: Wood

Specifications per pallet	Imperial	Metric
 Product dimension (L x D x H)	48 x 8 x 6	1 219 x 203 x 152
Cubing	32 ft ²	2.97 m ²
16 units / pallet	Linear coverage per pallet	64 lin. ft
Approx. Weight	3 042 lbs	1 380 kg
Number of rows	4	
Coverage per row	8 ft ²	0.74 m ²
Coverage per unit	2 ft ²	0.19 m ²
Linear coverage per unit	4 lin. ft	1.22 lin. m

Pallet Overview

*



NOTES

*For an authentic look, each color option is composed of a variety of darker & lighter tones. Natural ingredients such as granite are present within the recipe to allow for a range in tones, veining and textures from one stone to another.

The dimensional tolerance for Stonedge wet cast retaining wall units is: $\pm \frac{3}{16}$ " (5 mm) for height and $\pm \frac{1}{2}$ " (13 mm) for length and width. During the installation, the level between adjacent wall units

will vary (usually more than for a dry cast wall unit) in order to obtain a more realistic appearance of a natural stone wall.

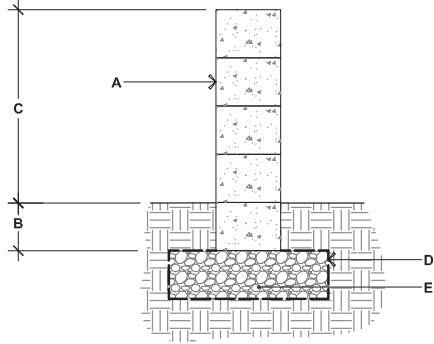
See page 6 for icons description.

See page 146 to 161 for more technical information.

INSTALLATION GUIDE

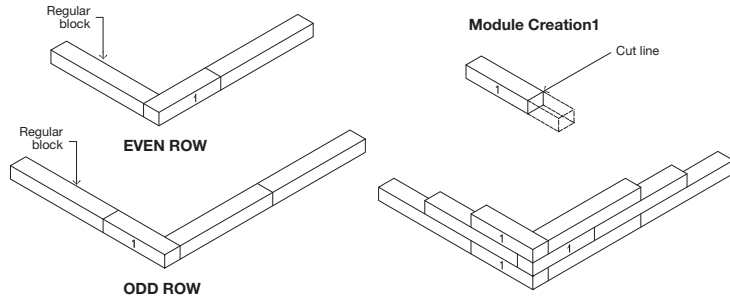
FREESTANDING WALLS- BOREALIS

BOREALIS



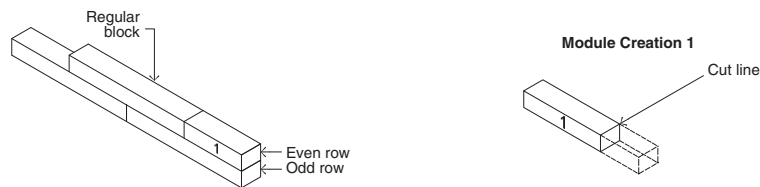
- A. BOREALIS DOUBLE-SIDED WALL UNITS
SECURE EACH ROW WITH CONCRETE ADHESIVE
- B. EMBEDMENT DEPTH, 6" (150 mm) MIN.
- C. 24" (612 mm) MAX.
- D. GEOTEXTILE
- E. COMPACTED GRANULAR LEVELING PAD, 6" (150 mm) THICK MIN. THICKNESS
ACCORDING TO PROJECT SPECIFIC CONDITIONS

90° CORNER OF A DOUBLE-SIDED WALL



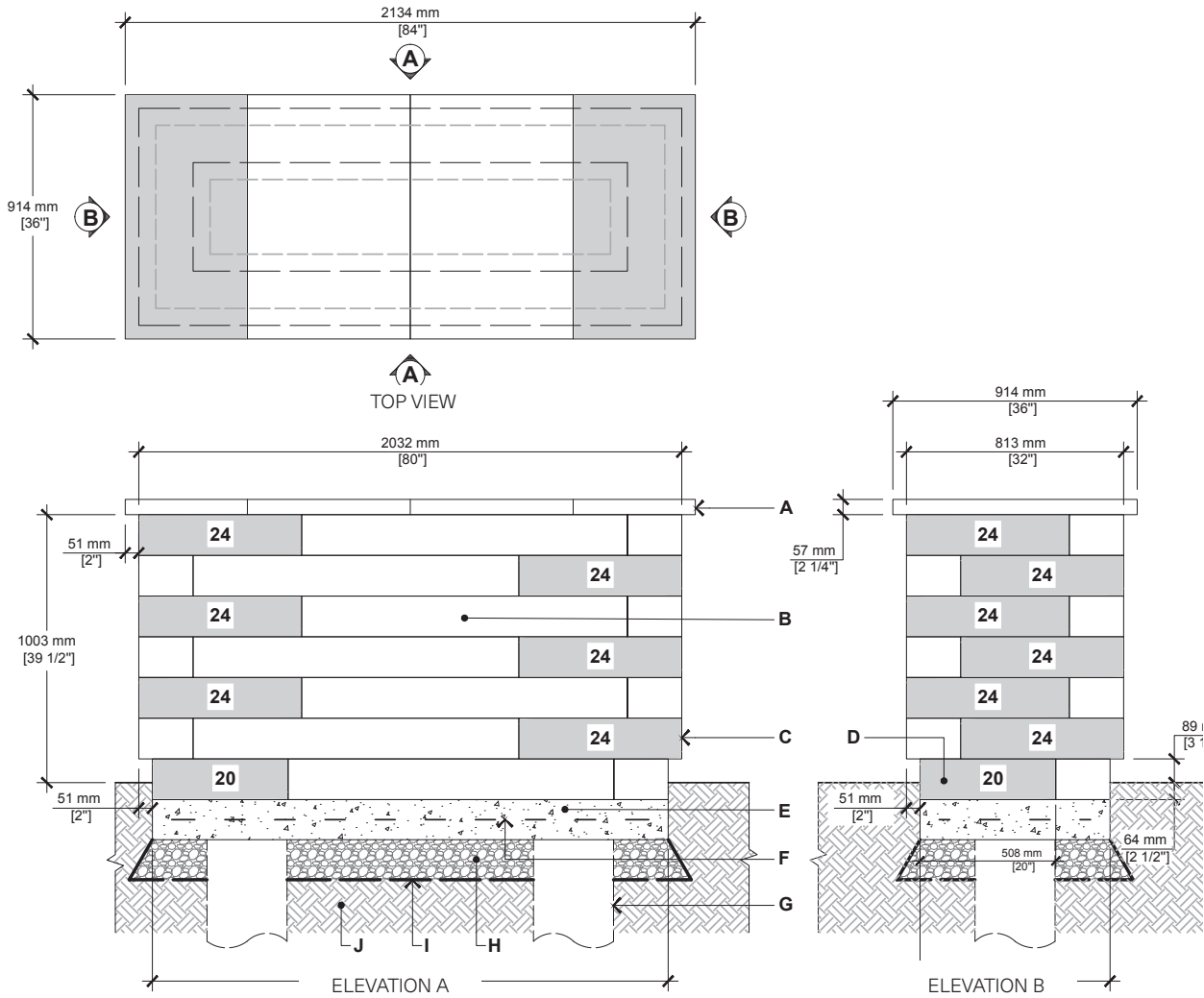
1. Alternate odd and even rows.
2. Stagger joints from one row to the next.
3. Glue all modules at each row with Concrete adhesive.

DOUBLE-SIDED WALL - END OF A STRAIGHT WALL



INSTALLATION GUIDE

GRILL ISLAND - BOREALIS



- A. YORK COUNTER TOP 24" X 36" X 2 1/4" (CUT ON FIELD AS REQUIRED)
- B. BOREALIS WALL UNIT
- C. BOREALIS WALL UNIT CUT IN HALF (CUT ON FIELD)
- D. BOREALIS WALL UNIT (CUT ON FIELD AS REQUIRED)
- E. CAST IN PLACE CONCRETE SLAB 4350 psi (30 MPa), 5" (125 mm) THICK
- F. 4X4-4/4 (102X102-MW25.8XMW25.8) WELDED WIRE MESH AND/OR REBAR AS PER SITE CONDITIONS
- G. 12" (300 mm) DIA. CONCRETE PILLAR, AS PER LOCAL CODE
- H. 3/4" (20 mm) CLEAN STONE 6" (150 mm) THICK MIN. AS PER SITE CONDITIONS
- I. GEOTEXTILE
- J. NATURAL SOIL OR COMPACTED BACKFILL

QUANTITY OF MATERIALS REQUIRED

- York Counter top 24" x 36" x 2 1/4": **4**
- Borealis wall unit: **28**

NOTE: Appliances and utilities may vary for each project and are not shown on this drawing. This drawing is shown for inspiration only and surplus or shortage of materials may result. It is the user's responsibility to verify for the quantity of materials required. Secure the blocks using a heat resistant concrete adhesive. The installer must ensure that the installation and use of the grill island comply with local regulations and code requirements. Concrete pillars extending to frost line may be required as per local code. Check your local building code before installing.