





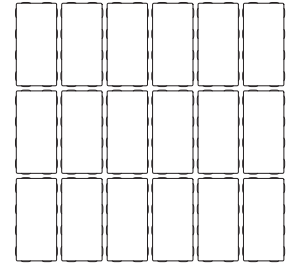
# BLU 80 mm (6"×13")

DESCRIPTION: Paver TEXTURE: Smooth, HD<sup>2</sup> Smooth

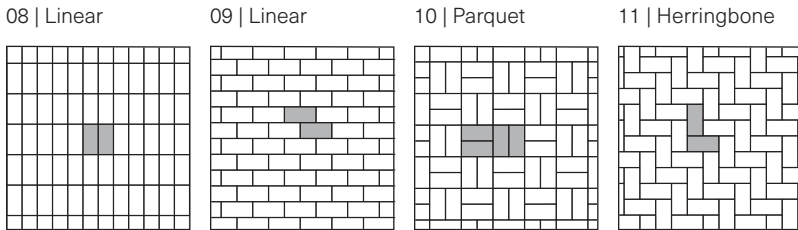


Specifications per pallet		Imperial	Metric
	Product dimension (L×W×H)	6 ½ × 13 × 3 ½	165 × 330 × 80
	Cubing	84.40 ft <sup>2</sup>	7.84 m <sup>2</sup>
144 units / pallet	Approx. Weight	3 133 lbs	1 421 kg
	Number of rows	8	
	Coverage per row	10.55 ft <sup>2</sup>	0.98 m <sup>2</sup>
Lin. coverage per row	Depth	19.49 lin. ft	5.94 lin. m
	Length	9.74 lin. ft	2.97 lin. m

## Pallet Overview



## Laying Patterns Options



Patterns are for design inspiration only. The installer is responsible to calculate & purchase the correct amount of material.

## NOTES

See page 6 for icons description.

See page 27 for more information about applications.

See page 62 to 64 for more technical information. When used in a permeable pavement application, see page 100 to 105 for more technical information.

**JOINT WIDTH:** ½" (7 mm)  
**% OF SURFACE OPENING:** 4.8%  
**INFILTRATION RATE:** 570 in./hr (14 475 mm/hr)

Please note that for barefoot walking areas (e.g. pool deck) dark-colored paving units could get very hot under the sun.

