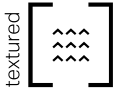





Lineart Stone



- Unique striated finish inspired by ancient stone carving methods
- Matching corners included on 50% of the stones
- Creates a contemporary contrast of textures when combined with smooth-finished materials
- Modern colour selection



Cameo Beige




Sterling Grey




Rockland Black

Weight per cube (kg)	1175
Rows per cube	8
Sq.ft. per row	8
Sq.ft. per cube	64
Corner pieces	50% - 15 ft vertical / cube
Lin. ft. per row	12
Lin. ft. per cube	96
Qty per cube	48 units

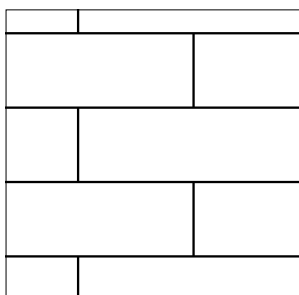


LINEART STONE

Laying Patterns




Stack Bond

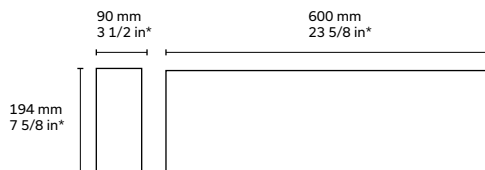


Running Bond

Typical Layout



Sizes - Stone cladding



* Actual dimensions. Allow a 3/8 in. - 10 mm mortar joint in order to obtain nominal dimensions.

Technical information

Product	Standard	Compressive Strength	Density	Absorption	Dimension Tolerance	Fire Resistance (CNB)
Pierre Lineart	CSA A165.1	15 MPa	A : Over 2000 kg/m ³	A : 175 kg/m ³	Thickness: ±2.0 mm Height: ±2.0 mm Length: ±3.0 mm	1.39 hours